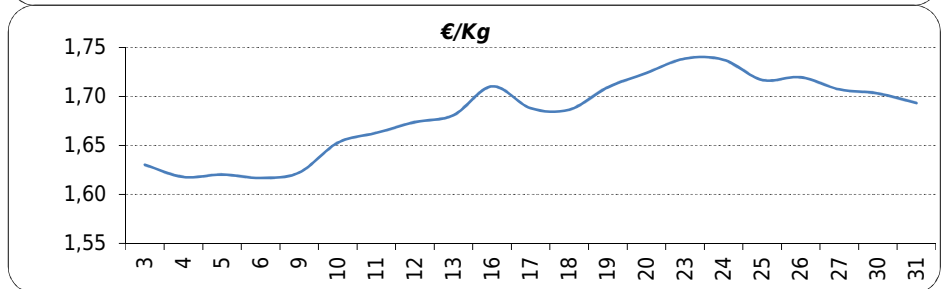
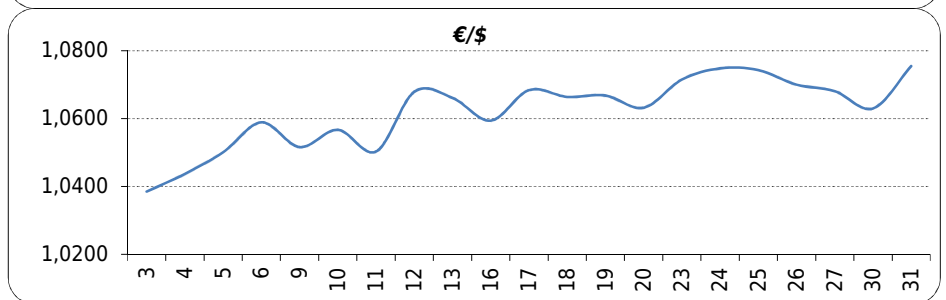
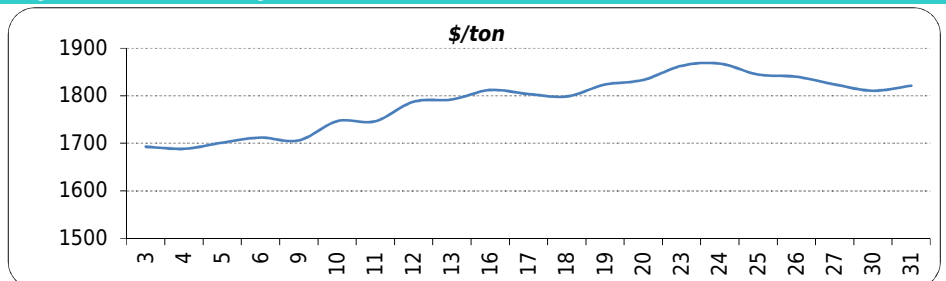


Daily values for the year: 2017 month: 1

Day	\$/ton	€/€	€/Kg
1			
2			
3	1.693,0	1,0385	1,63
4	1.688,5	1,0437	1,62
5	1.701,5	1,0501	1,62
6	1.712,0	1,0589	1,62
7			
8			
9	1.706,0	1,0516	1,62
10	1.746,5	1,0567	1,65
11	1.746,5	1,0503	1,66
12	1.787,5	1,0679	1,67
13	1.792,0	1,0661	1,68
14			
15			
16	1.812,0	1,0594	1,71
17	1.803,5	1,0684	1,69
18	1.798,5	1,0664	1,69
19	1.823,5	1,0668	1,71
20	1.833,0	1,0632	1,72
21			
22			
23	1.863,0	1,0715	1,74
24	1.867,5	1,0748	1,74
25	1.844,5	1,0743	1,72
26	1.840,0	1,0700	1,72
27	1.823,5	1,0681	1,71
28			
29			
30	1.810,5	1,0630	1,70
31	1.821,0	1,0755	1,69



Last 24 months average €/Kg

Month	€/Kg
02/15	1,62
03/15	1,64
04/15	1,68
05/15	1,65
06/15	1,54
07/15	1,53
08/15	1,41
09/15	1,43
10/15	1,38
11/15	1,38
12/15	1,38
01/16	1,36
02/16	1,38
03/16	1,39
04/16	1,39
05/16	1,39
06/16	1,43
07/16	1,48
08/16	1,47
09/16	1,43
10/16	1,51
11/16	1,61
12/16	1,63
01/17	1,68

