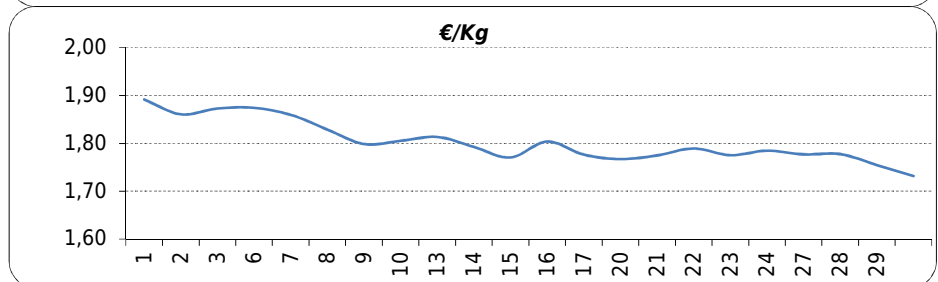
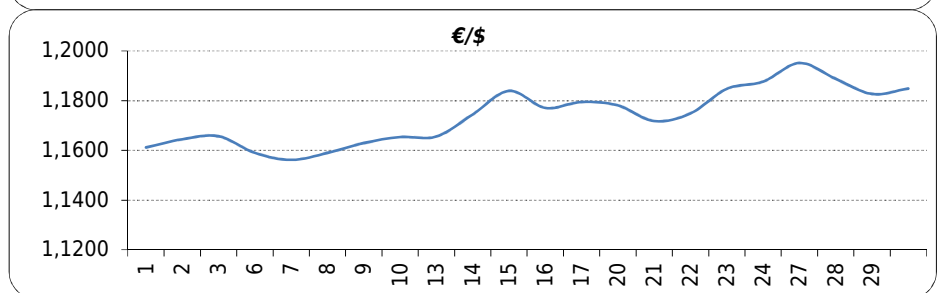
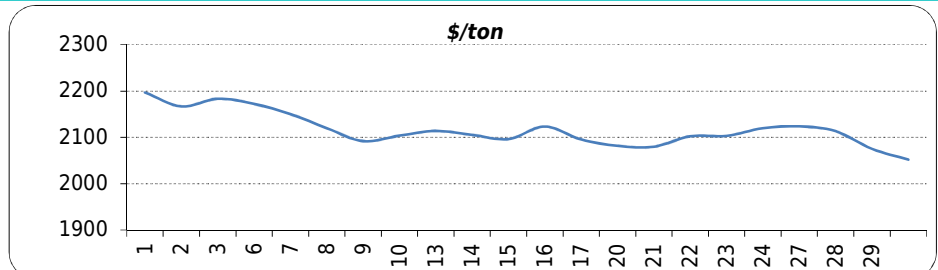


### Daily values for the year: 2017 month: 12

Day	\$/ton	€/€	€/Kg
1	2.062,0	1,1885	1,73
2			
3			
4	2.070,5	1,1865	1,75
5	2.067,5	1,1847	1,75
6	2.043,0	1,1817	1,73
7	2.012,0	1,1786	1,71
8	2.012,0	1,1742	1,71
9			
10			
11	2.006,0	1,1796	1,70
12	2.026,5	1,1766	1,72
13	2.015,5	1,1736	1,72
14	2.033,5	1,1845	1,72
15	2.051,0	1,1806	1,74
16			
17			
18	2.068,0	1,1795	1,75
19	2.082,0	1,1823	1,76
20	2.114,0	1,1845	1,78
21	2.125,5	1,1859	1,79
22	2.153,5	1,1853	1,82
23			
24			
25			
26			
27	2.209,0	1,1895	1,86
28	2.257,0	1,1934	1,89
29	2.251,0	1,1993	1,88
30			
31			



### Last 24 months average €/Kg

Month	€/Kg
01/16	1,36
02/16	1,38
03/16	1,39
04/16	1,39
05/16	1,39
06/16	1,43
07/16	1,48
08/16	1,47
09/16	1,43
10/16	1,51
11/16	1,61
12/16	1,63
01/17	1,68
02/17	1,75
03/17	1,79
04/17	1,81
05/17	1,73
06/17	1,69
07/17	1,67
08/17	1,72
09/17	1,78
10/17	1,83
11/17	1,80
12/17	1,76

