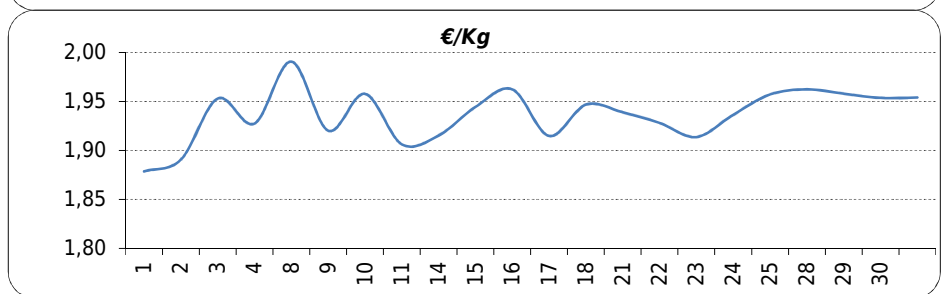
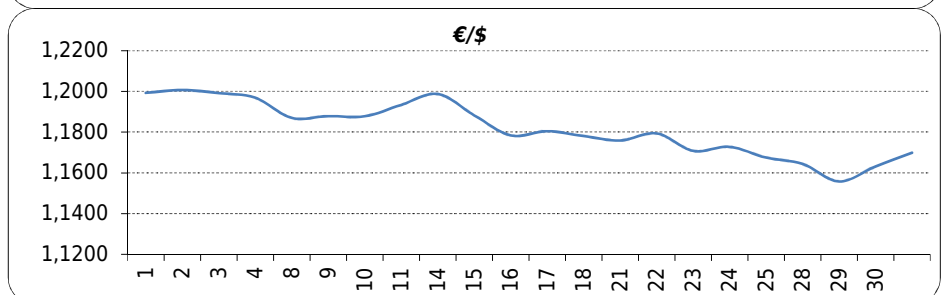
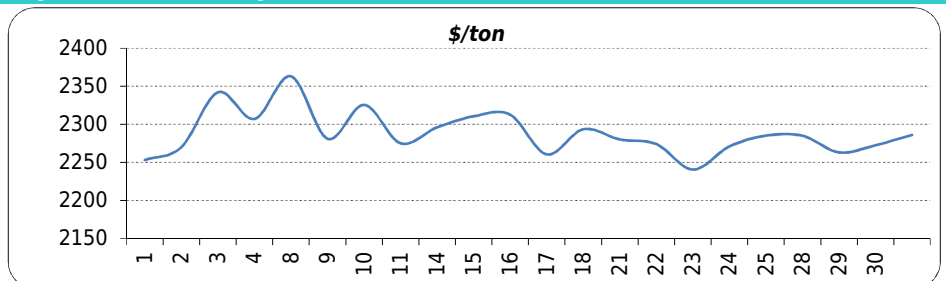


Daily values for the year: 2018 month: 5

Day	\$/ton	€/€	€/Kg
1	2.253,0	1,1993	1,88
2	2.270,0	1,2007	1,89
3	2.342,0	1,1992	1,95
4	2.307,0	1,1969	1,93
5			
6			
7			
8	2.363,0	1,1870	1,99
9	2.281,0	1,1879	1,92
10	2.325,5	1,1878	1,96
11	2.275,0	1,1934	1,91
12			
13			
14	2.296,0	1,1988	1,92
15	2.310,5	1,1883	1,94
16	2.312,5	1,1784	1,96
17	2.260,5	1,1805	1,91
18	2.293,5	1,1781	1,95
19			
20			
21	2.280,0	1,1759	1,94
22	2.274,0	1,1794	1,93
23	2.240,5	1,1708	1,91
24	2.271,0	1,1728	1,94
25	2.285,0	1,1675	1,96
26			
27			
28	2.285,0	1,1644	1,96
29	2.263,0	1,1558	1,96
30	2.272,5	1,1632	1,95
31	2.286,0	1,1699	1,95



Last 24 months average €/Kg

Month	€/Kg
06/16	1,43
07/16	1,48
08/16	1,47
09/16	1,43
10/16	1,51
11/16	1,61
12/16	1,63
01/17	1,68
02/17	1,75
03/17	1,79
04/17	1,81
05/17	1,73
06/17	1,69
07/17	1,67
08/17	1,72
09/17	1,78
10/17	1,83
11/17	1,80
12/17	1,76
01/18	1,82
02/18	1,76
03/18	1,70
04/18	1,83
05/18	1,94

