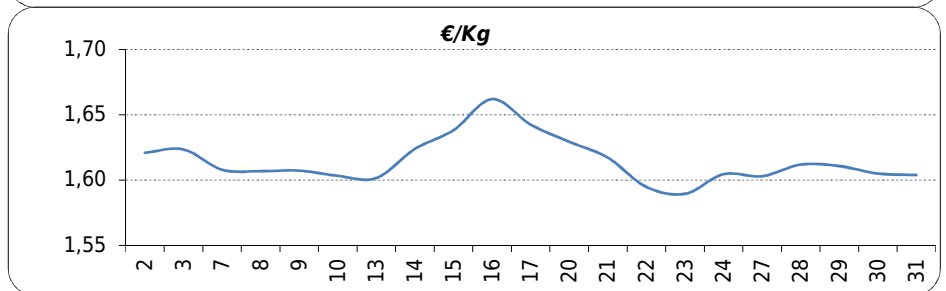
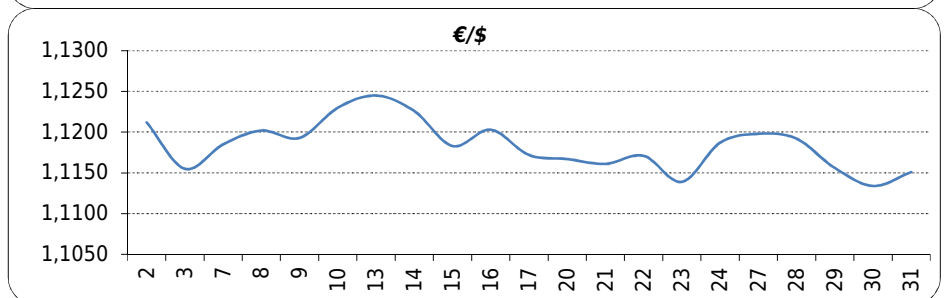
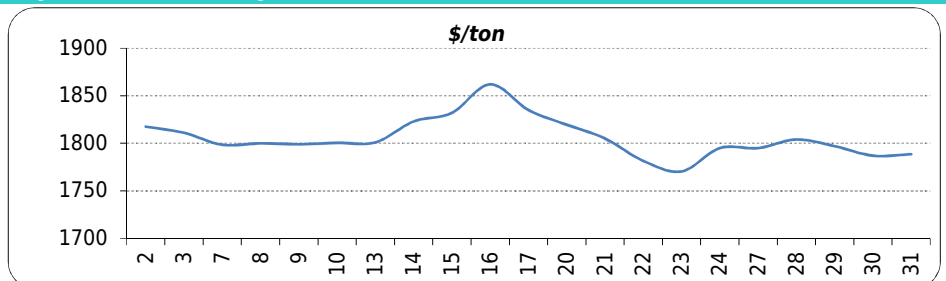


Daily values for the year: 2019 month: 5

Day	\$/ton	€/€	€/Kg
1			
2	1.817,5	1,1212	1,62
3	1.811,0	1,1155	1,62
4			
5			
6			
7	1.798,5	1,1185	1,61
8	1.800,0	1,1202	1,61
9	1.799,0	1,1193	1,61
10	1.800,5	1,1230	1,60
11			
12			
13	1.801,0	1,1245	1,60
14	1.823,0	1,1226	1,62
15	1.832,0	1,1183	1,64
16	1.862,0	1,1203	1,66
17	1.835,0	1,1172	1,64
18			
19			
20	1.819,5	1,1167	1,63
21	1.805,0	1,1161	1,62
22	1.781,5	1,1171	1,59
23	1.770,5	1,1139	1,59
24	1.795,0	1,1187	1,60
25			
26			
27	1.795,0	1,1198	1,60
28	1.804,0	1,1192	1,61
29	1.797,0	1,1156	1,61
30	1.787,0	1,1134	1,60
31	1.788,5	1,1151	1,60



Last 24 months average €/Kg

Month	€/Kg
06/17	1,69
07/17	1,67
08/17	1,72
09/17	1,78
10/17	1,83
11/17	1,80
12/17	1,76
01/18	1,82
02/18	1,76
03/18	1,70
04/18	1,83
05/18	1,94
06/18	1,92
07/18	1,78
08/18	1,79
09/18	1,76
10/18	1,78
11/18	1,72
12/18	1,69
01/19	1,63
02/19	1,66
03/19	1,68
04/19	1,66
05/19	1,61

