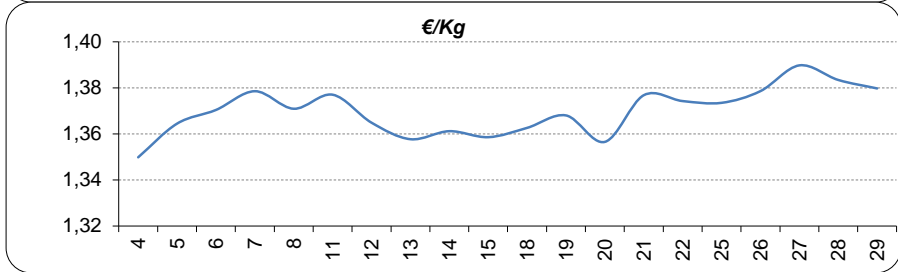
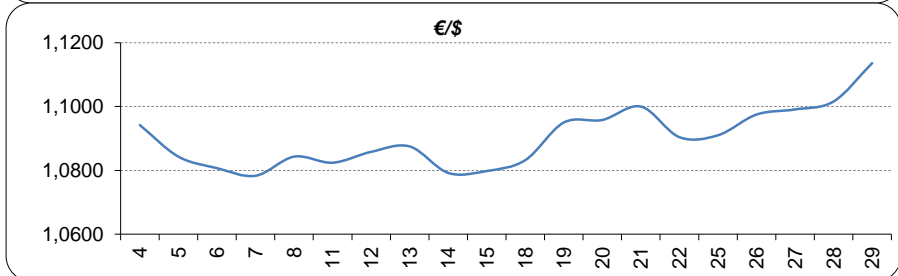
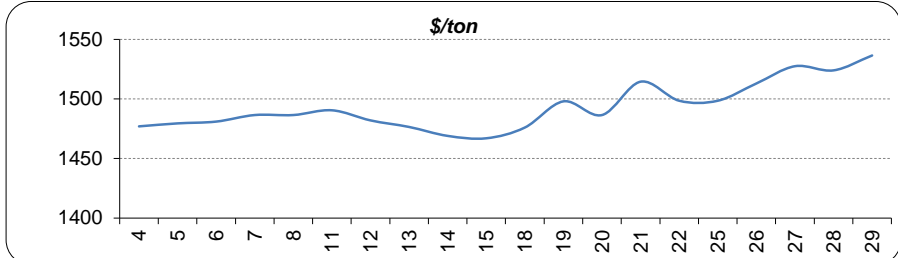


Daily values for the year: 2020 month: 5

| Day | \$/ton | €/\$ | €/Kg |
|-----|---------|--------|------|
| 1 | | | |
| 2 | | | |
| 3 | | | |
| 4 | 1.477,0 | 1,0942 | 1,35 |
| 5 | 1.479,5 | 1,0843 | 1,36 |
| 6 | 1.481,0 | 1,0807 | 1,37 |
| 7 | 1.486,5 | 1,0783 | 1,38 |
| 8 | 1.486,5 | 1,0843 | 1,37 |
| 9 | | | |
| 10 | | | |
| 11 | 1.490,5 | 1,0824 | 1,38 |
| 12 | 1.482,0 | 1,0858 | 1,36 |
| 13 | 1.476,5 | 1,0875 | 1,36 |
| 14 | 1.469,0 | 1,0792 | 1,36 |
| 15 | 1.467,0 | 1,0798 | 1,36 |
| 16 | | | |
| 17 | | | |
| 18 | 1.476,0 | 1,0832 | 1,36 |
| 19 | 1.498,0 | 1,0950 | 1,37 |
| 20 | 1.486,5 | 1,0958 | 1,36 |
| 21 | 1.514,5 | 1,1000 | 1,38 |
| 22 | 1.498,5 | 1,0904 | 1,37 |
| 23 | | | |
| 24 | | | |
| 25 | 1.498,5 | 1,0910 | 1,37 |
| 26 | 1.513,0 | 1,0975 | 1,38 |
| 27 | 1.527,5 | 1,0991 | 1,39 |
| 28 | 1.524,0 | 1,1016 | 1,38 |
| 29 | 1.536,5 | 1,1136 | 1,38 |
| 30 | | | |
| 31 | | | |



Last 24 months average €/Kg

| Month | €/Kg |
|-------|------|
| 06/18 | 1,92 |
| 07/18 | 1,78 |
| 08/18 | 1,79 |
| 09/18 | 1,76 |
| 10/18 | 1,78 |
| 11/18 | 1,72 |
| 12/18 | 1,69 |
| 01/19 | 1,63 |
| 02/19 | 1,66 |
| 03/19 | 1,68 |
| 04/19 | 1,66 |
| 05/19 | 1,61 |
| 06/19 | 1,58 |
| 07/19 | 1,62 |
| 08/19 | 1,59 |
| 09/19 | 1,61 |
| 10/19 | 1,56 |
| 11/19 | 1,60 |
| 12/19 | 1,60 |
| 01/20 | 1,61 |
| 02/20 | 1,57 |
| 03/20 | 1,48 |
| 04/20 | 1,38 |
| 05/20 | 1,37 |

