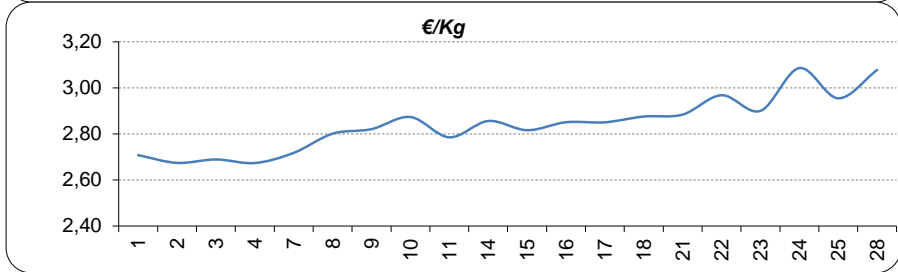
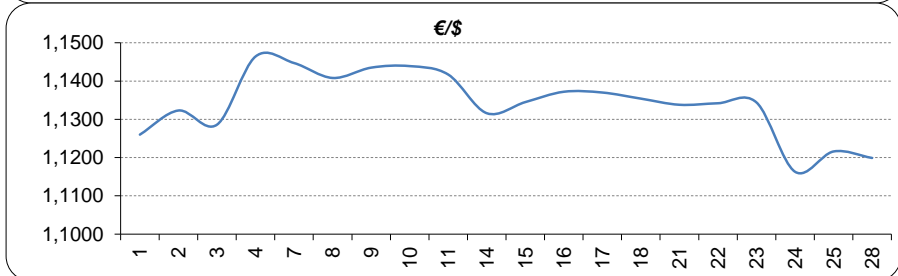
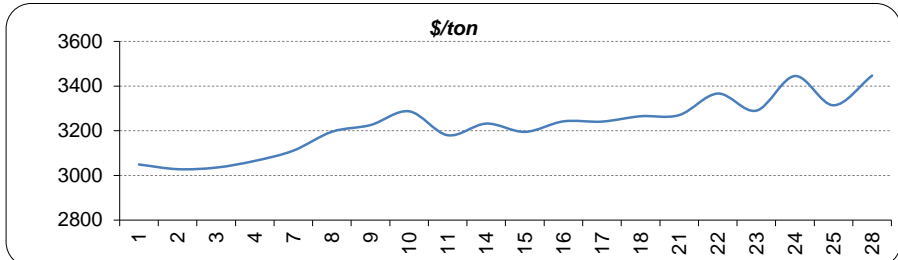


Daily values for the year: 2022 month: 2

| Day | \$/ton | €/£ | €/Kg |
|-----|---------|--------|------|
| 1 | 3.049,0 | 1,1260 | 2,71 |
| 2 | 3.028,0 | 1,1323 | 2,67 |
| 3 | 3.035,0 | 1,1286 | 2,69 |
| 4 | 3.065,0 | 1,1464 | 2,67 |
| 5 | | | |
| 6 | | | |
| 7 | 3.111,0 | 1,1447 | 2,72 |
| 8 | 3.195,5 | 1,1408 | 2,80 |
| 9 | 3.225,5 | 1,1435 | 2,82 |
| 10 | 3.287,0 | 1,1439 | 2,87 |
| 11 | 3.180,0 | 1,1417 | 2,79 |
| 12 | | | |
| 13 | | | |
| 14 | 3.232,0 | 1,1316 | 2,86 |
| 15 | 3.195,0 | 1,1345 | 2,82 |
| 16 | 3.242,0 | 1,1372 | 2,85 |
| 17 | 3.241,0 | 1,1370 | 2,85 |
| 18 | 3.265,0 | 1,1354 | 2,88 |
| 19 | | | |
| 20 | | | |
| 21 | 3.270,0 | 1,1338 | 2,88 |
| 22 | 3.366,5 | 1,1342 | 2,97 |
| 23 | 3.290,0 | 1,1344 | 2,90 |
| 24 | 3.445,0 | 1,1163 | 3,09 |
| 25 | 3.314,0 | 1,1216 | 2,95 |
| 26 | | | |
| 27 | | | |
| 28 | 3.447,0 | 1,1199 | 3,08 |



Last 24 months average €/Kg

| Month | €/Kg |
|-------|------|
| 03/20 | 1,48 |
| 04/20 | 1,38 |
| 05/20 | 1,37 |
| 06/20 | 1,41 |
| 07/20 | 1,46 |
| 08/20 | 1,50 |
| 09/20 | 1,51 |
| 10/20 | 1,55 |
| 11/20 | 1,64 |
| 12/20 | 1,67 |
| 01/21 | 1,65 |
| 02/21 | 1,72 |
| 03/21 | 1,86 |
| 04/21 | 1,95 |
| 05/21 | 2,02 |
| 06/21 | 2,03 |
| 07/21 | 2,12 |
| 08/21 | 2,21 |
| 09/21 | 2,42 |
| 10/21 | 2,56 |
| 11/21 | 2,32 |
| 12/21 | 2,38 |
| 01/22 | 2,65 |
| 02/22 | 2,84 |

