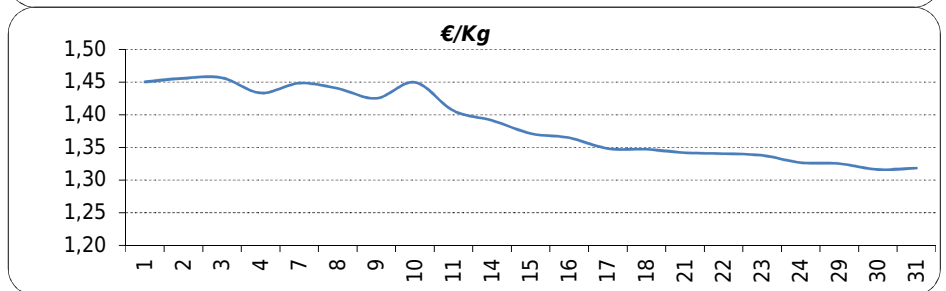
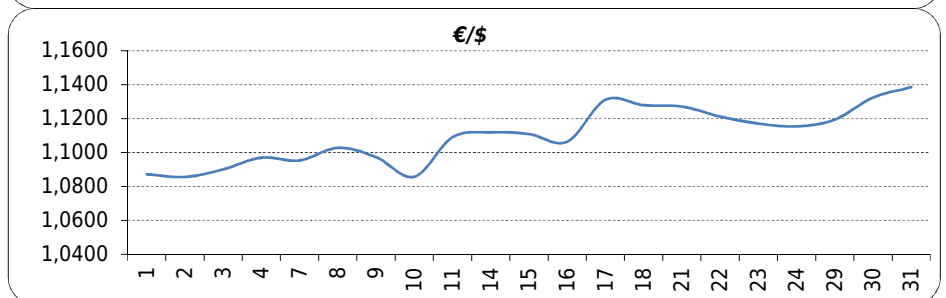
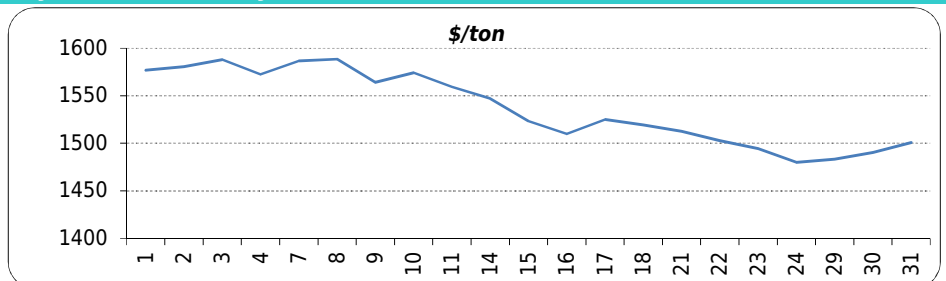


### Daily values for the year: 2016 month: 3

Day	\$/ton	€/€	€/Kg
1	1.577,0	1,0872	1,45
2	1.580,5	1,0856	1,46
3	1.588,0	1,0901	1,46
4	1.572,5	1,0970	1,43
5			
6			
7	1.586,5	1,0953	1,45
8	1.588,5	1,1028	1,44
9	1.564,0	1,0973	1,43
10	1.574,0	1,0857	1,45
11	1.559,5	1,1090	1,41
12			
13			
14	1.547,0	1,1119	1,39
15	1.523,5	1,1109	1,37
16	1.510,0	1,1064	1,36
17	1.525,0	1,1311	1,35
18	1.519,5	1,1279	1,35
19			
20			
21	1.512,5	1,1271	1,34
22	1.503,0	1,1212	1,34
23	1.494,5	1,1171	1,34
24	1.480,0	1,1154	1,33
25			
26			
27			
28			
29	1.483,5	1,1194	1,33
30	1.490,5	1,1324	1,32
31	1.501,0	1,1385	1,32



### Last 24 months average €/Kg

Month	€/Kg
04/14	1,34
05/14	1,30
06/14	1,37
07/14	1,45
08/14	1,53
09/14	1,57
10/14	1,54
11/14	1,64
12/14	1,56
01/15	1,57
02/15	1,62
03/15	1,64
04/15	1,68
05/15	1,65
06/15	1,54
07/15	1,53
08/15	1,41
09/15	1,43
10/15	1,38
11/15	1,38
12/15	1,38
01/16	1,36
02/16	1,38
03/16	1,39

