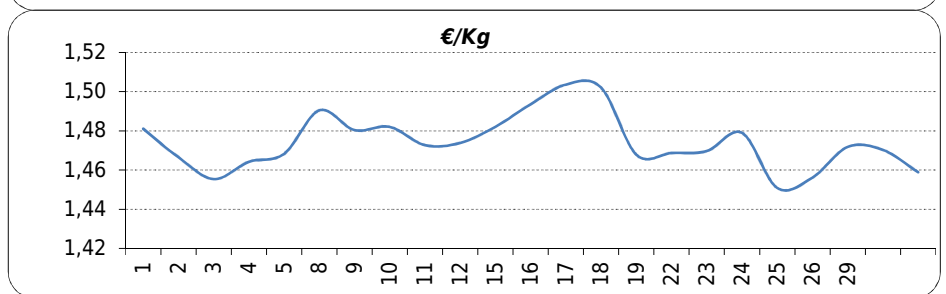
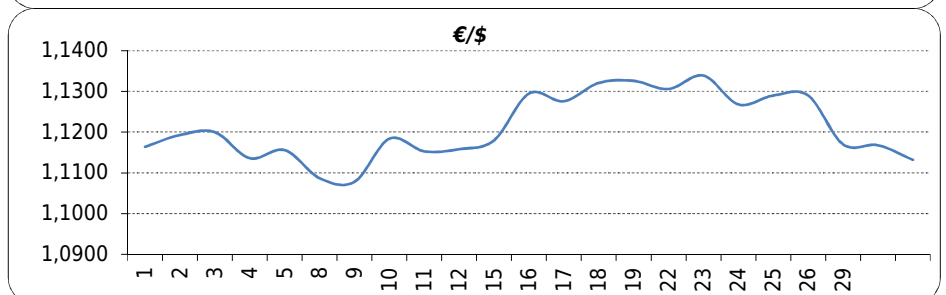
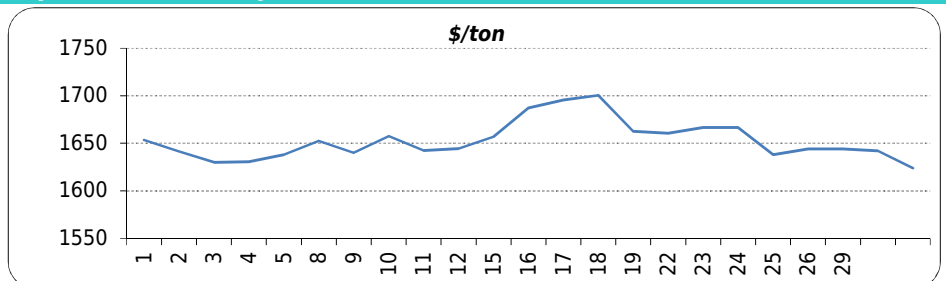


### Daily values for the year: 2016 month: 8

Day	\$/ton	€/\$	€/Kg
1	1.653,5	1,1164	1,48
2	1.641,5	1,1193	1,47
3	1.630,0	1,1200	1,46
4	1.630,5	1,1136	1,46
5	1.638,0	1,1156	1,47
6			
7			
8	1.652,5	1,1087	1,49
9	1.640,0	1,1078	1,48
10	1.657,5	1,1184	1,48
11	1.642,5	1,1153	1,47
12	1.644,5	1,1158	1,47
13			
14			
15	1.657,0	1,1180	1,48
16	1.687,0	1,1295	1,49
17	1.695,5	1,1276	1,50
18	1.700,5	1,1321	1,50
19	1.662,5	1,1326	1,47
20			
21			
22	1.660,5	1,1306	1,47
23	1.666,5	1,1339	1,47
24	1.666,5	1,1268	1,48
25	1.638,0	1,1290	1,45
26	1.644,0	1,1290	1,46
27			
28			
29	1.644,0	1,1170	1,47
30	1.642,0	1,1168	1,47
31	1.624,0	1,1132	1,46



### Last 24 months average €/Kg

Month	€/Kg
09/14	1,57
10/14	1,54
11/14	1,64
12/14	1,56
01/15	1,57
02/15	1,62
03/15	1,64
04/15	1,68
05/15	1,65
06/15	1,54
07/15	1,53
08/15	1,41
09/15	1,43
10/15	1,38
11/15	1,38
12/15	1,38
01/16	1,36
02/16	1,38
03/16	1,39
04/16	1,39
05/16	1,39
06/16	1,43
07/16	1,48
08/16	1,47

