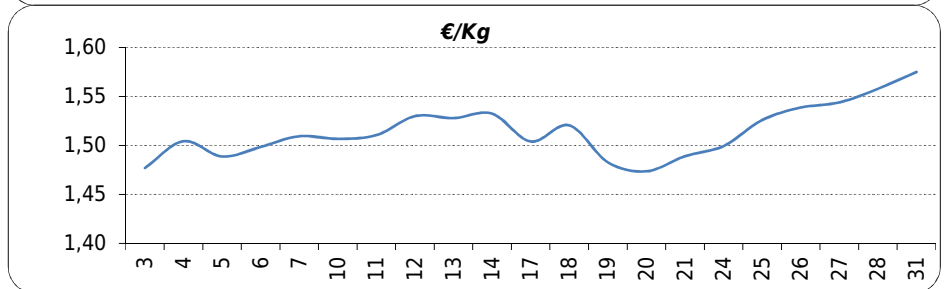
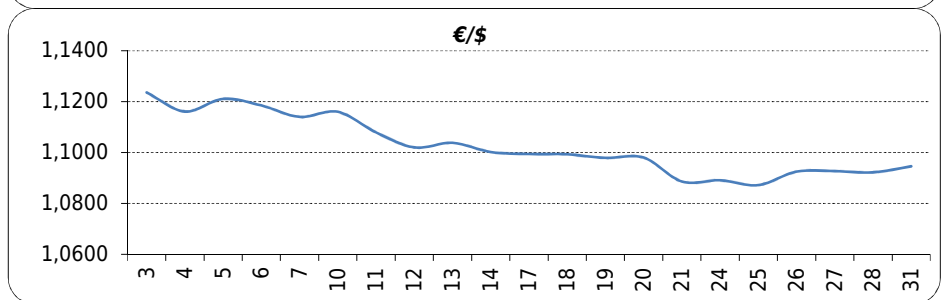
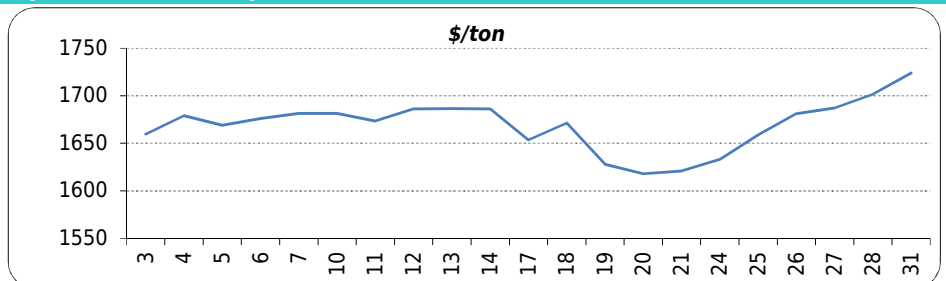


Daily values for the year: 2016 month: 10

Day	\$/ton	€/€	€/Kg
1			
2			
3	1.659,5	1,1236	1,48
4	1.679,0	1,1161	1,50
5	1.669,0	1,1211	1,49
6	1.676,0	1,1185	1,50
7	1.681,5	1,1140	1,51
8			
9			
10	1.681,5	1,1160	1,51
11	1.673,5	1,1079	1,51
12	1.686,0	1,1020	1,53
13	1.686,5	1,1038	1,53
14	1.686,0	1,1002	1,53
15			
16			
17	1.653,5	1,0994	1,50
18	1.671,5	1,0993	1,52
19	1.628,0	1,0979	1,48
20	1.618,0	1,0980	1,47
21	1.621,0	1,0886	1,49
22			
23			
24	1.633,0	1,0891	1,50
25	1.659,0	1,0872	1,53
26	1.681,0	1,0925	1,54
27	1.687,0	1,0927	1,54
28	1.701,5	1,0922	1,56
29			
30			
31	1.724,0	1,0946	1,58



Last 24 months average €/Kg

Month	€/Kg
11/14	1,64
12/14	1,56
01/15	1,57
02/15	1,62
03/15	1,64
04/15	1,68
05/15	1,65
06/15	1,54
07/15	1,53
08/15	1,41
09/15	1,43
10/15	1,38
11/15	1,38
12/15	1,38
01/16	1,36
02/16	1,38
03/16	1,39
04/16	1,39
05/16	1,39
06/16	1,43
07/16	1,48
08/16	1,47
09/16	1,43
10/16	1,51

