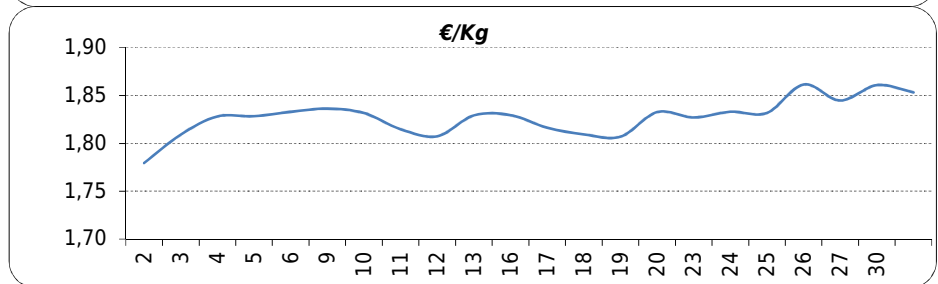
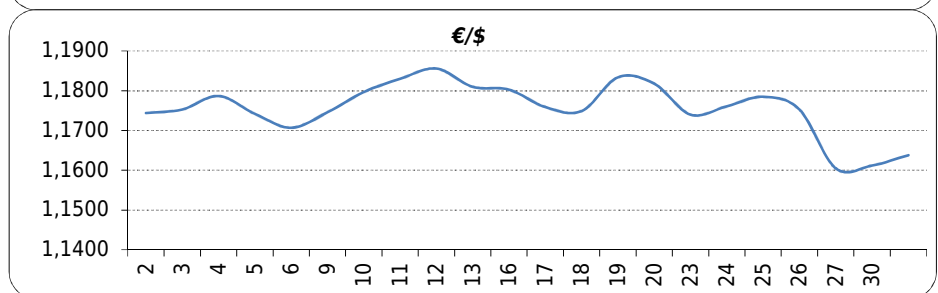
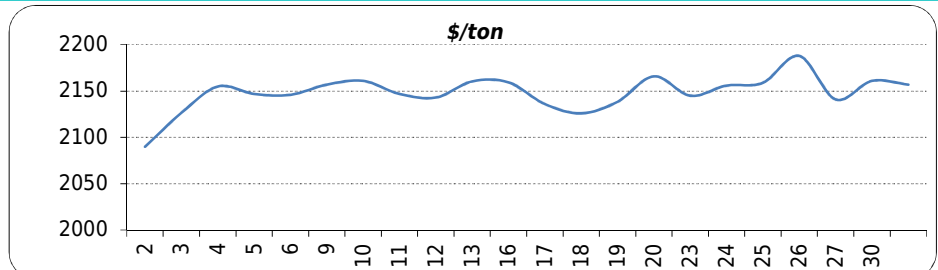


Daily values for the year: 2017 month: 10

Day	\$/ton	€/\$	€/Kg
1			
2	2.090,0	1,1744	1,78
3	2.126,5	1,1753	1,81
4	2.155,0	1,1787	1,83
5	2.147,0	1,1742	1,83
6	2.146,0	1,1707	1,83
7			
8			
9	2.157,0	1,1746	1,84
10	2.161,0	1,1797	1,83
11	2.147,0	1,1830	1,81
12	2.143,0	1,1856	1,81
13	2.160,5	1,1810	1,83
14			
15			
16	2.159,5	1,1803	1,83
17	2.136,0	1,1759	1,82
18	2.126,0	1,1749	1,81
19	2.138,5	1,1834	1,81
20	2.166,0	1,1818	1,83
21			
22			
23	2.145,0	1,1740	1,83
24	2.156,0	1,1761	1,83
25	2.159,0	1,1785	1,83
26	2.188,0	1,1753	1,86
27	2.141,0	1,1605	1,84
28			
29			
30	2.161,0	1,1612	1,86
31	2.157,0	1,1638	1,85



Last 24 months average €/Kg

Month	€/Kg
11/15	1,38
12/15	1,38
01/16	1,36
02/16	1,38
03/16	1,39
04/16	1,39
05/16	1,39
06/16	1,43
07/16	1,48
08/16	1,47
09/16	1,43
10/16	1,51
11/16	1,61
12/16	1,63
01/17	1,68
02/17	1,75
03/17	1,79
04/17	1,81
05/17	1,73
06/17	1,69
07/17	1,67
08/17	1,72
09/17	1,78
10/17	1,83

