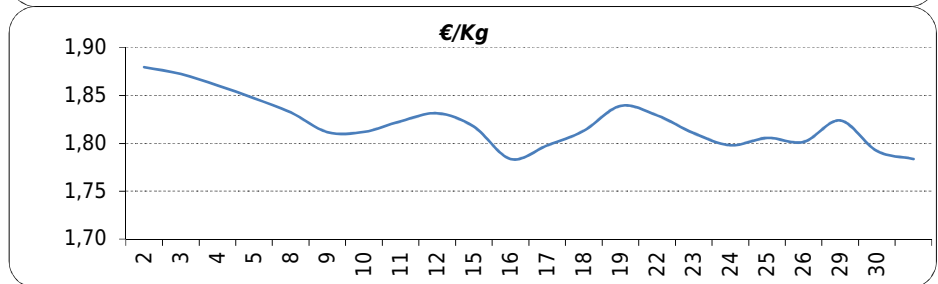
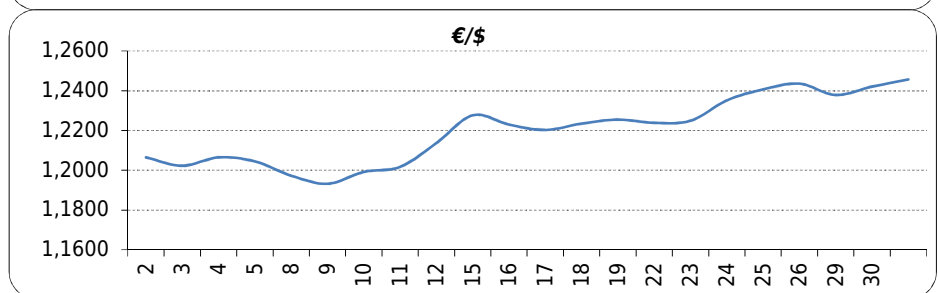
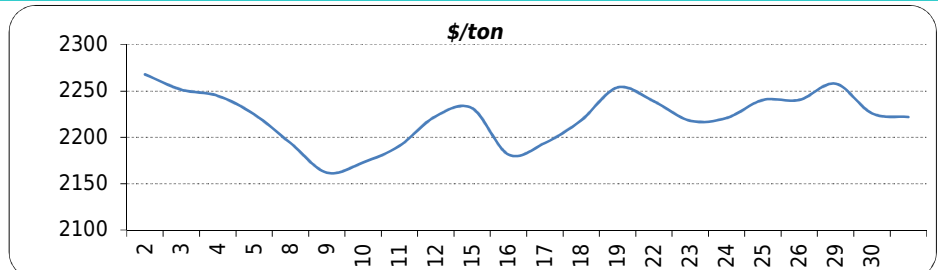


### Daily values for the year: 2018 month: 1

| Day | \$/ton  | €/€    | €/Kg |
|-----|---------|--------|------|
| 1   |         |        |      |
| 2   | 2.268,0 | 1,2065 | 1,88 |
| 3   | 2.251,5 | 1,2023 | 1,87 |
| 4   | 2.245,0 | 1,2065 | 1,86 |
| 5   | 2.225,0 | 1,2045 | 1,85 |
| 6   |         |        |      |
| 7   |         |        |      |
| 8   | 2.194,0 | 1,1973 | 1,83 |
| 9   | 2.162,0 | 1,1932 | 1,81 |
| 10  | 2.173,0 | 1,1992 | 1,81 |
| 11  | 2.191,0 | 1,2017 | 1,82 |
| 12  | 2.223,0 | 1,2137 | 1,83 |
| 13  |         |        |      |
| 14  |         |        |      |
| 15  | 2.231,5 | 1,2277 | 1,82 |
| 16  | 2.181,5 | 1,2230 | 1,78 |
| 17  | 2.194,0 | 1,2203 | 1,80 |
| 18  | 2.218,5 | 1,2235 | 1,81 |
| 19  | 2.254,0 | 1,2255 | 1,84 |
| 20  |         |        |      |
| 21  |         |        |      |
| 22  | 2.239,0 | 1,2239 | 1,83 |
| 23  | 2.218,0 | 1,2249 | 1,81 |
| 24  | 2.221,0 | 1,2352 | 1,80 |
| 25  | 2.240,5 | 1,2407 | 1,81 |
| 26  | 2.240,5 | 1,2436 | 1,80 |
| 27  |         |        |      |
| 28  |         |        |      |
| 29  | 2.258,0 | 1,2379 | 1,82 |
| 30  | 2.226,0 | 1,2421 | 1,79 |
| 31  | 2.222,0 | 1,2457 | 1,78 |



### Last 24 months average €/Kg

| Month | €/Kg |
|-------|------|
| 02/16 | 1,38 |
| 03/16 | 1,39 |
| 04/16 | 1,39 |
| 05/16 | 1,39 |
| 06/16 | 1,43 |
| 07/16 | 1,48 |
| 08/16 | 1,47 |
| 09/16 | 1,43 |
| 10/16 | 1,51 |
| 11/16 | 1,61 |
| 12/16 | 1,63 |
| 01/17 | 1,68 |
| 02/17 | 1,75 |
| 03/17 | 1,79 |
| 04/17 | 1,81 |
| 05/17 | 1,73 |
| 06/17 | 1,69 |
| 07/17 | 1,67 |
| 08/17 | 1,72 |
| 09/17 | 1,78 |
| 10/17 | 1,83 |
| 11/17 | 1,80 |
| 12/17 | 1,76 |
| 01/18 | 1,82 |

