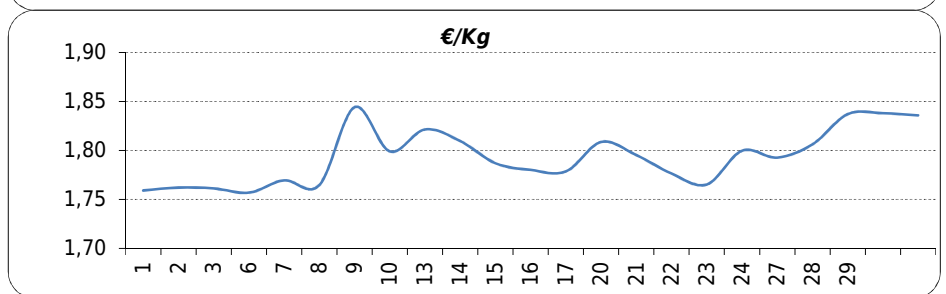
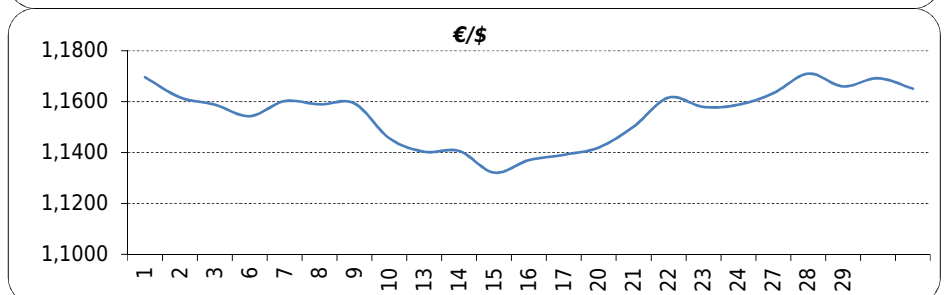
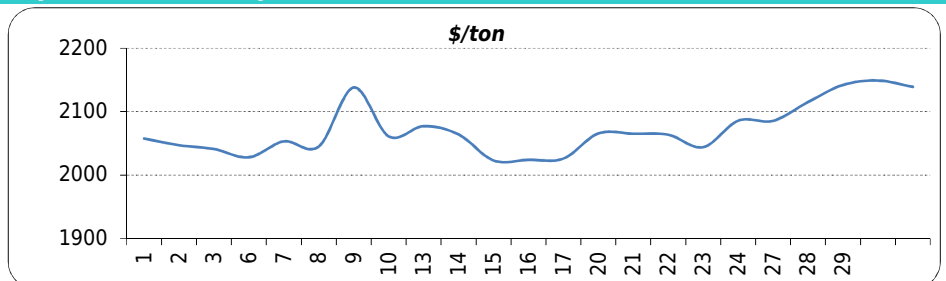


Daily values for the year: 2018 month: 8

Day	\$/ton	€/€	€/Kg
1	2.057,5	1,1696	1,76
2	2.047,0	1,1617	1,76
3	2.041,0	1,1588	1,76
4			
5			
6	2.028,0	1,1543	1,76
7	2.053,0	1,1602	1,77
8	2.045,0	1,1589	1,76
9	2.138,0	1,1593	1,84
10	2.061,0	1,1456	1,80
11			
12			
13	2.077,0	1,1403	1,82
14	2.064,0	1,1406	1,81
15	2.023,0	1,1321	1,79
16	2.024,0	1,1370	1,78
17	2.026,0	1,1391	1,78
18			
19			
20	2.065,5	1,1420	1,81
21	2.065,0	1,1502	1,80
22	2.063,5	1,1616	1,78
23	2.044,0	1,1579	1,77
24	2.085,5	1,1588	1,80
25			
26			
27	2.085,5	1,1633	1,79
28	2.115,0	1,1710	1,81
29	2.142,0	1,1660	1,84
30	2.149,0	1,1692	1,84
31	2.139,0	1,1651	1,84



Last 24 months average €/Kg

Month	€/Kg
09/16	1,43
10/16	1,51
11/16	1,61
12/16	1,63
01/17	1,68
02/17	1,75
03/17	1,79
04/17	1,81
05/17	1,73
06/17	1,69
07/17	1,67
08/17	1,72
09/17	1,78
10/17	1,83
11/17	1,80
12/17	1,76
01/18	1,82
02/18	1,76
03/18	1,70
04/18	1,83
05/18	1,94
06/18	1,92
07/18	1,78
08/18	1,79

