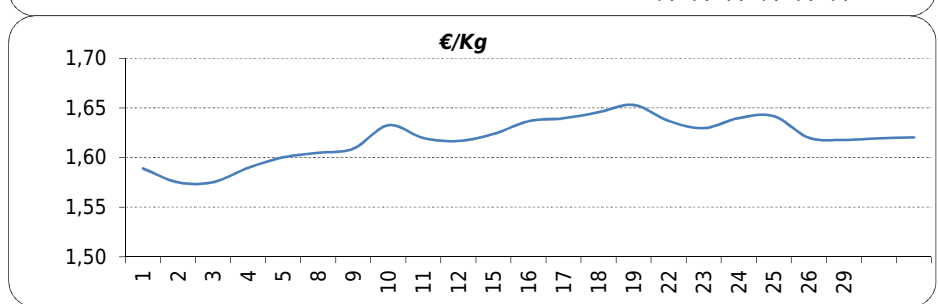
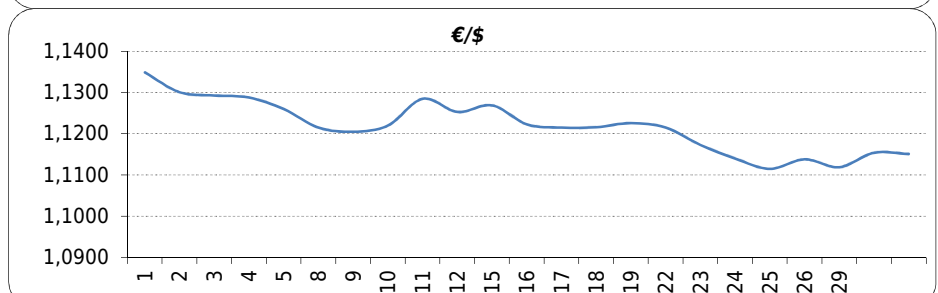
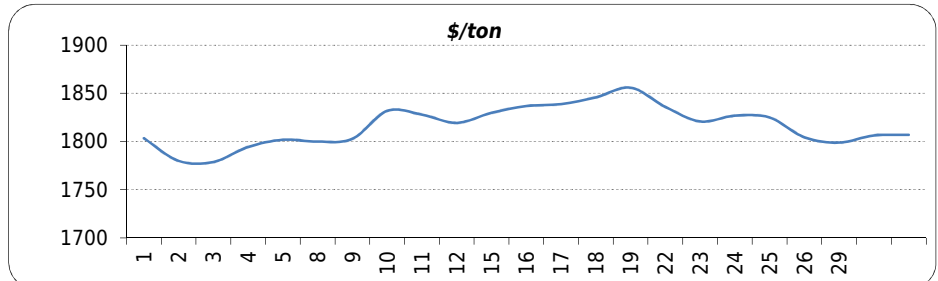


Daily values for the year: 2019 month: 7

Day	\$/ton	€/\$	€/Kg
1	1.803,5	1,1349	1,59
2	1.780,0	1,1301	1,58
3	1.779,0	1,1293	1,58
4	1.794,5	1,1288	1,59
5	1.802,0	1,1260	1,60
6			
7			
8	1.800,0	1,1215	1,60
9	1.803,0	1,1205	1,61
10	1.832,0	1,1220	1,63
11	1.828,0	1,1285	1,62
12	1.819,5	1,1253	1,62
13			
14			
15	1.830,0	1,1269	1,62
16	1.837,0	1,1223	1,64
17	1.839,0	1,1215	1,64
18	1.846,0	1,1216	1,65
19	1.856,0	1,1226	1,65
20			
21			
22	1.836,0	1,1215	1,64
23	1.821,0	1,1173	1,63
24	1.827,0	1,1140	1,64
25	1.825,0	1,1115	1,64
26	1.804,5	1,1138	1,62
27			
28			
29	1.799,0	1,1119	1,62
30	1.806,5	1,1154	1,62
31	1.807,0	1,1151	1,62



Last 24 months average €/Kg

Month	€/Kg
08/17	1,72
09/17	1,78
10/17	1,83
11/17	1,80
12/17	1,76
01/18	1,82
02/18	1,76
03/18	1,70
04/18	1,83
05/18	1,94
06/18	1,92
07/18	1,78
08/18	1,79
09/18	1,76
10/18	1,78
11/18	1,72
12/18	1,69
01/19	1,63
02/19	1,66
03/19	1,68
04/19	1,66
05/19	1,61
06/19	1,58
07/19	1,62

