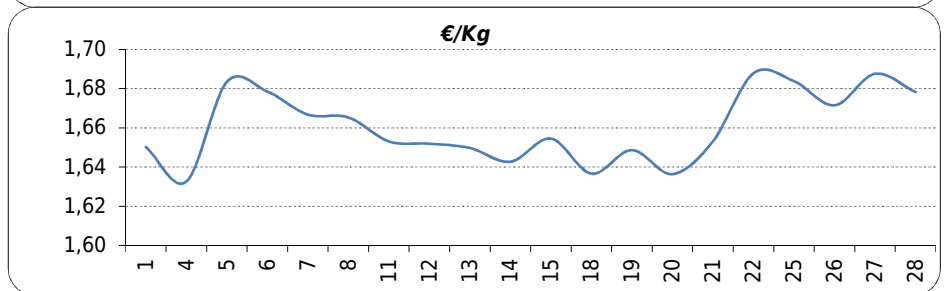
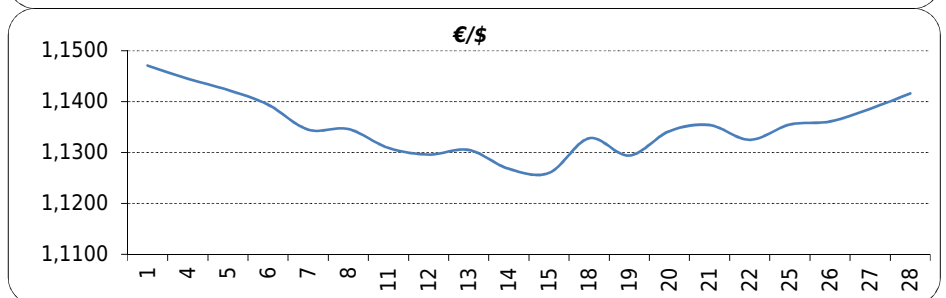
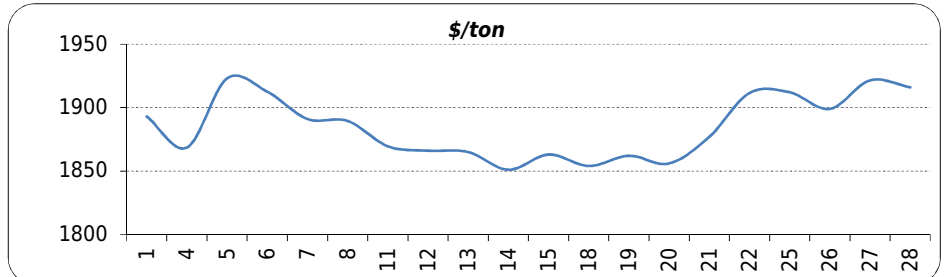


Daily values for the year: 2019 month: 12

Day	\$/ton	€/€	€/Kg
1			
2	1.769,0	1,1023	1,60
3	1.788,0	1,1071	1,62
4	1.763,5	1,1081	1,59
5	1.748,0	1,1094	1,58
6	1.741,0	1,1094	1,57
7			
8			
9	1.762,0	1,1075	1,59
10	1.752,5	1,1077	1,58
11	1.758,0	1,1075	1,59
12	1.767,0	1,1137	1,59
13	1.774,5	1,1174	1,59
14			
15			
16	1.771,0	1,1146	1,59
17	1.767,0	1,1162	1,58
18	1.777,0	1,1115	1,60
19	1.788,0	1,1117	1,61
20	1.803,0	1,1097	1,62
21			
22			
23	1.802,0	1,1075	1,63
24	1.816,0	1,1080	1,64
25			
26			
27	1.816,5	1,1153	1,63
28			
29			
30	1.822,0	1,1189	1,63
31	1.830,0	1,1234	1,63



Last 24 months average €/Kg

Month	€/Kg
01/18	1,82
02/18	1,76
03/18	1,70
04/18	1,83
05/18	1,94
06/18	1,92
07/18	1,78
08/18	1,79
09/18	1,76
10/18	1,78
11/18	1,72
12/18	1,69
01/19	1,63
02/19	1,66
03/19	1,68
04/19	1,66
05/19	1,61
06/19	1,58
07/19	1,62
08/19	1,59
09/19	1,61
10/19	1,56
11/19	1,60
12/19	1,60

