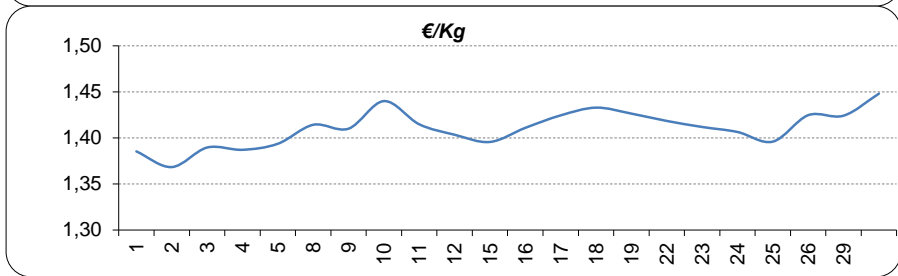
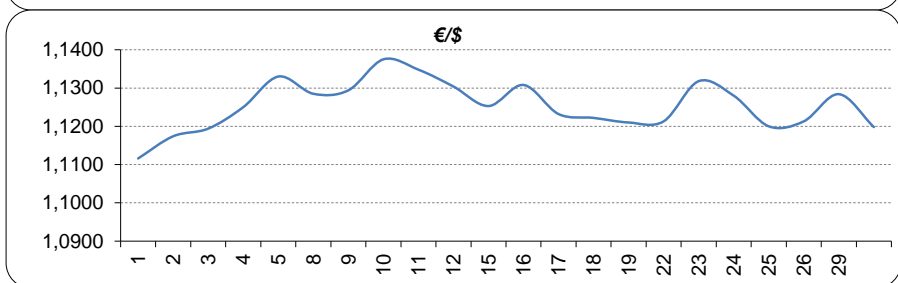
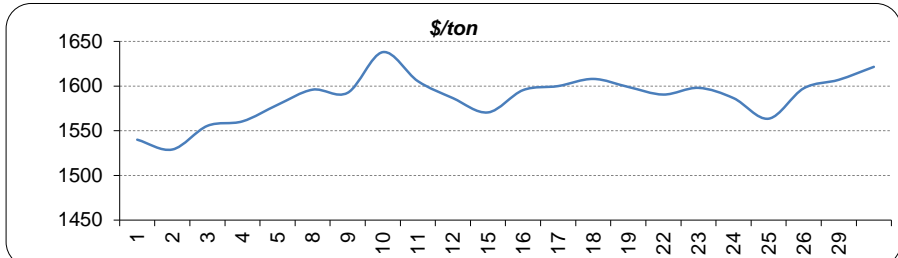


Daily values for the year: 2020 month: 6

Day	\$/ton	€/\$	€/Kg
1	1.540,0	1,1116	1,39
2	1.529,0	1,1174	1,37
3	1.555,5	1,1194	1,39
4	1.560,5	1,1250	1,39
5	1.579,0	1,1330	1,39
6			
7			
8	1.596,0	1,1285	1,41
9	1.592,5	1,1294	1,41
10	1.638,0	1,1375	1,44
11	1.605,5	1,1348	1,41
12	1.586,5	1,1304	1,40
13			
14			
15	1.570,5	1,1253	1,40
16	1.595,5	1,1308	1,41
17	1.600,0	1,1232	1,42
18	1.608,0	1,1222	1,43
19	1.599,0	1,1210	1,43
20			
21			
22	1.590,5	1,1213	1,42
23	1.598,0	1,1318	1,41
24	1.586,5	1,1280	1,41
25	1.563,5	1,1200	1,40
26	1.597,5	1,1213	1,42
27			
28			
29	1.607,0	1,1284	1,42
30	1.621,5	1,1198	1,45



Last 24 months average €/Kg

Month	€/Kg
07/18	1,78
08/18	1,79
09/18	1,76
10/18	1,78
11/18	1,72
12/18	1,69
01/19	1,63
02/19	1,66
03/19	1,68
04/19	1,66
05/19	1,61
06/19	1,58
07/19	1,62
08/19	1,59
09/19	1,61
10/19	1,56
11/19	1,60
12/19	1,60
01/20	1,61
02/20	1,57
03/20	1,48
04/20	1,38
05/20	1,37
06/20	1,41

